

New Newborn Fall Risk Assessment & Reference Text for Maternity & Pediatric Nurses

Cerner PowerChart EDUCATION

Summary: A Newborn Fall Risk Assessment and Reference Text will be added to better identify fall risk and implement the appropriate precautions for newborns.

When: January 23, 2024

Support: Help Desk at 231-935-6053

Details

1. Tasked twice per day to the newborn's Tracking Board.

Newborn Falls Risk Assessment
 12/14/23 9:00:00 EST, SYSTEM GENERATED upon admission; Newborn Falls Risk Assessment

2. Complete all required fields in yellow.
 - a. To view the Reference Text on the form, right click anywhere in the **Newborn Falls Prevention Nursing Action** box.

Newborn Falls Risk Assessment

Note: References to Mom include either Birthing Person or Primary Caregiver

Assess Mom

Mom awake, alert or easily roused
 Mom drowsy with alert/awake support person
 Mom drowsy without an alert/awake support person
 Mom difficult to arouse, alert/awake support person in room
 Mom difficult to arouse, no alert/awake support person in room

Assess Mom's Sedation/Mobility

Mom NOT taking PCA analgesia or oral medications that are sedating
 Mom taking PCA analgesia or oral medications that are sedating
 Mom mobility affected by regional anesthesia

Assess Environment

Mom bed in low position; environment hazards observed/eliminated; head of crib flat in holder during transport; crib free of pillows and thick blankets
 Mom bed in high position to assist with breastfeeding/other care; environment hazards observed, head of crib not flat in holder during transport; crib not free of pillows, thick blankets

Language Barrier

No language barrier
 Language barrier with mother

Newborn Fall Risk Explanation

Newborn Fall Risk Score

<30 = Infant fall management not indicated
 30 - 45 = Infant may be left in mom's room with an alert support person at the bedside
 50 - 95 = Infant may be left in mom's room with an alert support person and increased staff rounding
 100 - 135 = Nurse will remain at the bedside or the infant will be removed via crib to the nursery

Newborn Falls Prevention Nursing Actions

Mom alone and follows directions for falls prevention of newborn
 Support person assisting mom and agreed to not leave mom alone with baby
 Nursing staff remaining at bedside to assist mom with newborn feeding and care
 Baby to nursery in crib
 Other:

Newborn Falls Prevention Comments

Right click in this box to view the Reference Text.

a

Comment

Modifiers

Reference Text

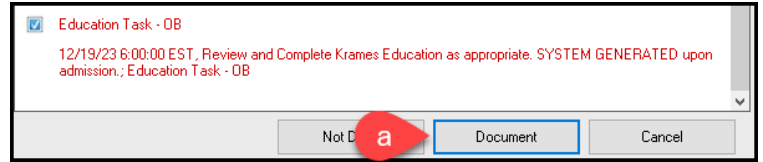
View Result Details

Clear

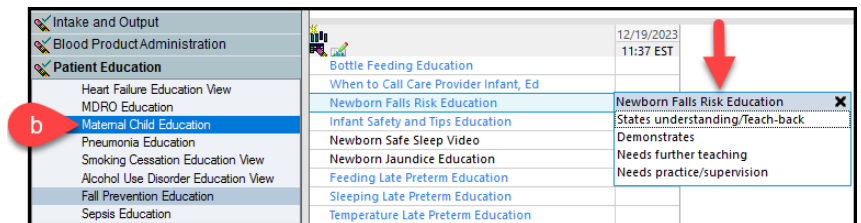
New Newborn Fall Risk Assessment & Reference Text for Maternity & Pediatric Nurses

Cerner PowerChart EDUCATION

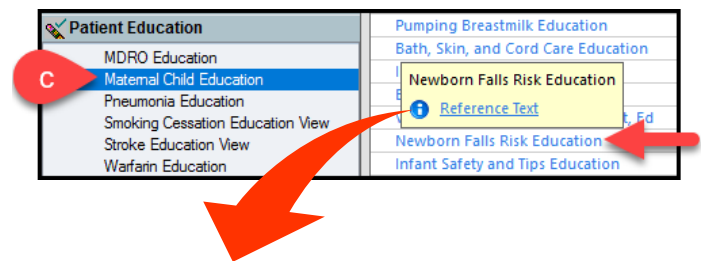
3. Complete the Newborn Falls Risk Education documentation from Interactive View.
 - a. Select **Document** on the q8 hour Education Task on the Tracking Board for the mother.
 - i. Interactive View will open, and the education will be available to document.
 - ii. Select **Maternal Child Education** to locate and document the **Newborn Falls Risk Education**.



- b. The Newborn Falls Risk Education can also be completed, as needed, directly from Interactive View within the mother's chart.



- c. The Reference Text can also be viewed from Interactive View within the mother's chart. Click on the blue **Newborn Falls Risk Education** text.



Reference Reference Text

[Newborn Falls Risk Education](#)

CarePlan information
 Chart guide
 Nurse preparation
 Patient education
 Policy and procedures
 Scheduling information

Newborn Falls Risk Education

Note: References to Mom include either Birthing Person or Primary Caregiver

Newborn Falls Risk Assessment Scale:

<30 = Infant fall management not indicated

30 – 45 = Infant may be left in mom's room with an alert support person at the bedside

50 – 95 = Infant may be left in mom's room with an alert support person and increased staff rounding

100 – 135 = Nurse will remain at the bedside or the infant will be removed via crib to the nursery

Newborn/Infant Falls Prevention Safety Education

- Mom should be alert when holding the baby without a support person in the room.
- Mom's bed to be in a low position.
- Head of crib to be flat when moving the cart.
- Baby to be in cart if mom ambulating.
- Baby should be placed on its back in crib, with nothing else (such as blankets, bumpers, toys, stuffed animals, etc.) in the crib.